



## Chronic Pancreatitis Patient Register

Step 1 – Go to [www.hpbase.co.za](http://www.hpbase.co.za) – enter User ID and Password – press enter



The screenshot shows the homepage of the Hepato-Pancreatico-Biliary Association of South Africa. The header includes the HPBASA logo, the association's name, and the date 'Thursday 8. Oct 2009'. Navigation links for 'HOME', 'ABOUT US', 'DOCTORS CORNER', and 'CONTACT US' are visible. A 'MEMBER LOGIN' section contains input fields for 'User ID' and 'Password'. A 'WELCOME' message states: 'The HPBASA is an association of members involved with the management of diseases of the Liver, Pancreas and Biliary Tree from the following disciplines: Surgery; Medical Gastroenterology, Oncology, Radiology, Pathology, Anesthetics and Transplant Surgery.' A 'SPONSORED BY' banner features the Solvay Pharma (Pty) Ltd. logo.

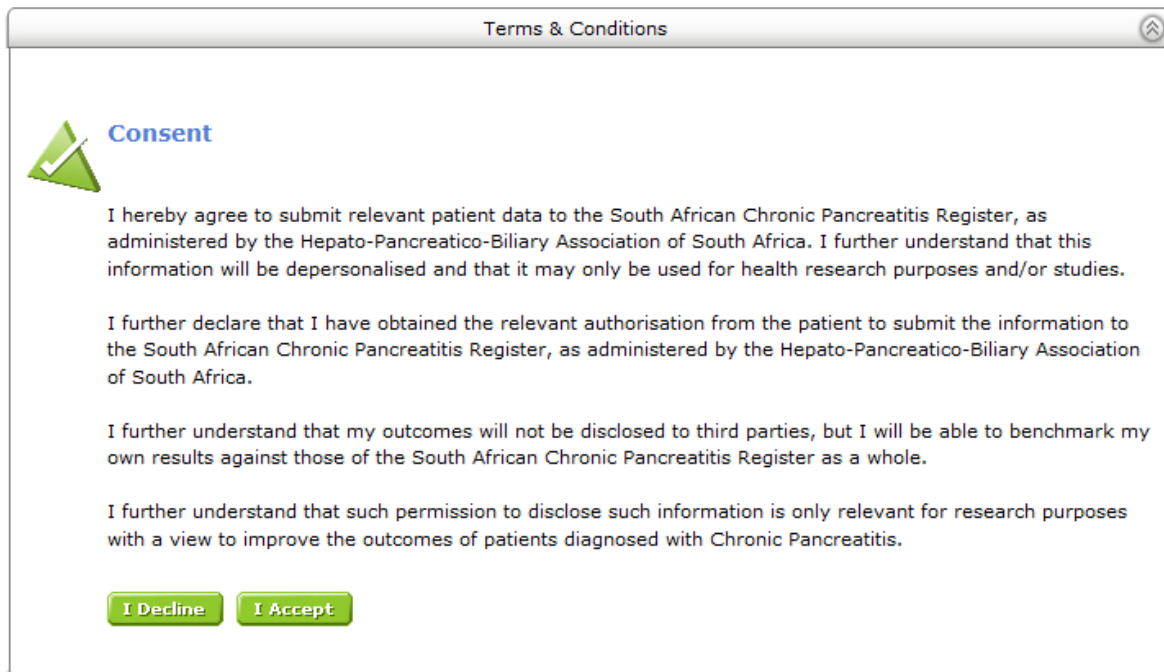
Step 2 – Enter the secure – members ONLY section of the website - select the My Practice navigation button



This screenshot shows the user interface after logging in as 'Dr Joe Soap'. A navigation bar contains buttons for 'Communications', 'My Practice', 'My CPD', 'Library', 'Journal Room', 'On Promotion', and 'Logout'. An arrow points to the 'My Practice' button. Below the navigation bar, the HPBASA logo and name are repeated, along with the Solvay Pharma (Pty) Ltd. logo. A 'Welcome' message is displayed, stating: 'The communication section enables you to read'. Other sections include 'News Room' (with a 'NEWS' icon) and 'Email Archive' (with an envelope icon).

Step 3 – Terms and Conditions - Select – I Accept (1<sup>st</sup> registration ONLY)

### CP Registry



The screenshot shows a 'Terms & Conditions' dialog box with a title bar and a close button. It features a green checkmark icon and the heading 'Consent'. The text reads: 'I hereby agree to submit relevant patient data to the South African Chronic Pancreatitis Register, as administered by the Hepato-Pancreatico-Biliary Association of South Africa. I further understand that this information will be depersonalised and that it may only be used for health research purposes and/or studies. I further declare that I have obtained the relevant authorisation from the patient to submit the information to the South African Chronic Pancreatitis Register, as administered by the Hepato-Pancreatico-Biliary Association of South Africa. I further understand that my outcomes will not be disclosed to third parties, but I will be able to benchmark my own results against those of the South African Chronic Pancreatitis Register as a whole. I further understand that such permission to disclose such information is only relevant for research purposes with a view to improve the outcomes of patients diagnosed with Chronic Pancreatitis.' At the bottom, there are two buttons: 'I Decline' and 'I Accept'.

Step 4 – Search for My Patients – or All Patients in the Registry – Access restricted to My Patients Only – You may request a transfer from one Dr to another – See page 7

Search the Registry ⌵

**Search Patients**

First Name

Surname

ID Number

Telephone

Filter By  My Patients  All Patients

### Listing patients in my registry

First Name	Surname	DOB	Date Added		
def	abc	24/06/1963	07/10/2009	<input type="button" value="View"/>	<input type="button" value="Follow up"/>

Step 5 – Add a New Patient – Populate compulsory fields – select next

Biographical
Initial Assessment
Score Card

**The Patient**

\* required field

Surname \*

First Name \*

ID Number

File Number

Telephone Number

Gender \*  Male  Female

Date of Birth

Ethnicity

Country of Birth

Resident Province

Type of Patient \*  Private  Public

Step 6 – Patient History – populate compulsory fields – press Next

History Aetiology Complications Investigations Classification Management

\* denotes required field

Examination Date \*

Abdominal Pain  Yes  No

Weight Loss  Yes  No If yes,  <5%  5% - 10%  >10% of initial body weight

Body Mass Index

Steatorrhea  Yes  No Frequency  1 daily  1 - 3 daily  >3 daily

Bloating / Flatulence  Yes  No

Nausea or Vomiting  Yes  No

Loss of Appetite  Yes  No

Pain Score

Jaundice  Yes  No

History of CP  Yes  No

<< Back

Next

Step 7 – Aetiology – populate compulsory fields – press next

History Aetiology Complications Investigations Classification Management

**Causative Factors**

Alcohol Intake? (last 6 months)

Does Patient Smoke?

Duration in Pack Years

Patient's nutrition?

Duration in Years

**Other Factors**

Hereditary Factors

Immunological Factors

Efferent Duct Factors

Miscellaneous Factors

Hyperlipidemia  Yes  No

**Work Life**

Did patient work in petro-chemical or related industry?  Yes  No  Unknown

Duration in Years

**Employment Status**

Status

Days Lost due to CP  (last 12 months)

<< Back

Next

Step 8 – Complications – select – Press next

History Aetiology **Complications** Investigations Classification Management

Vascular		Other	
Bleeding	<input type="radio"/> No <input type="radio"/> Yes	Ascites	<input type="radio"/> No <input type="radio"/> Yes
Pseudo Cysts	<input type="radio"/> No <input type="radio"/> Yes	Diabetes	<input type="radio"/> No <input type="radio"/> Yes
Portal Hypertension	<input type="radio"/> No <input type="radio"/> Yes	Jaundice	<input type="radio"/> No <input type="radio"/> Yes
Hemosuccus	<input type="radio"/> No <input type="radio"/> Yes	Malignancy	<input type="radio"/> No <input type="radio"/> Yes
		Bile Duct Obstruction	<input type="radio"/> No <input type="radio"/> Yes

<< Back

Next >>

Step – 9 – Investigations – Populate – press next

History Aetiology Complications **Investigations** Classification Management

**Imagings**

		Comments
CT	<input checked="" type="radio"/> No <input type="radio"/> Yes	<input type="text"/>
US	<input checked="" type="radio"/> No <input type="radio"/> Yes	<input type="text"/>
MRI	<input checked="" type="radio"/> No <input type="radio"/> Yes	<input type="text"/>
MRCP	<input checked="" type="radio"/> No <input type="radio"/> Yes	<input type="text"/>
EUS	<input checked="" type="radio"/> No <input type="radio"/> Yes	<input type="text"/>
X-Ray	<input checked="" type="radio"/> No <input type="radio"/> Yes	<input type="text"/>

**Pathological Findings**

Test	Result	Test	Result	Test	Result
CA 19-9	<input type="text"/>	CRP	<input type="text"/>	CYTOLOGY	<input type="radio"/> No <input checked="" type="radio"/> Yes
Blood sugar	<input type="text"/>	HBAIC	<input type="text"/>		If yes, <input type="radio"/> Benign <input type="radio"/> Malignant
Albumin	<input type="text"/>	HIV	- please select - <input type="text"/>		

<< Back

Next >>

## Step 10 – View M –ANNHEIM clinical staging

History Aetiology Complications Investigations **Classification** Management

Click [here](#) to view the M-ANNHEIM clinical staging of chronic pancreatitis

**Table 3. M-ANNHEIM clinical staging of chronic pancreatitis (modified from Chari and Singer<sup>21</sup>)**

- > Asymptomatic chronic pancreatitis
  - 0 Stage of subclinical chronic pancreatitis
    - a Period without symptoms (determination by chance, e.g., autopsy)
    - b Acute pancreatitis—single episode (possible onset of chronic pancreatitis)<sup>a</sup>
    - c Acute pancreatitis with severe complications<sup>b</sup>
- > Symptomatic chronic pancreatitis
  - 1 Stage without pancreatic insufficiency

## Step 11 - Clinical Staging – make a selection – press next

History Aetiology Complications Investigations **Classification** Management

Click [here](#) to view the M-ANNHEIM clinical staging of chronic pancreatitis

**M-ANNHEIM Clinical Staging of chronic pancreatitis**

**Select patients clinical staging of CP:**

- Asymptomatic Chronic Pancreatitis
- Symptomatic Chronic Pancreatitis
- Definite Chronic Pancreatitis
- Probable Chronic Pancreatitis
- Borderline Chronic Pancreatitis
- Pancreatitis Associated with Alcohol Consumption

**Select patient sub-stage:**

- Stage without pancreatic insufficiency
- Stage of partial pancreatic insufficiency
- Stage of painful complete pancreatic insufficiency
- Stage of secondary painless disease (burnout)

<< Back

Next >>

## Step 12 – Management – select – press next

History Aetiology Complications Investigations **Classification** **Management**

**Pharmaceutical**

Pain Management  Non Opiate  Mild Opiate  Strong Opiate

Diabetes  Insulin  Oral  Nil

Enzyme Replacement

Enzyme Dosage per day

Anti depressants  No  Yes  Unknown

**Interventional**

Endoscopic ultrasound (EUS)  Yes  No

Radiology  Yes  No

ERCP

Surgery

<< Back

Next >>

Step 13 – Score card – Click the appropriate radio buttons – press – add to list

Biographical
Initial Assessment
Score Card

**Update Patient Score Card**

[View History](#)

Clinical Features	Points
<b>1 Patient report of pain</b>	
No pain without therapy (patient reports requiring no pain medication)	<input type="radio"/>
Recurrent acute pancreatitis (patient reports freedom of pain between attacks of acute pancreatitis)	<input type="radio"/>
No pain with therapy (patient reports freedom from pain with medication or endoscopic intervention)	<input type="radio"/>
Intermittent Pain (patient reports intermittent pain-free episodes, either with or without therapy; possibly additional attacks of acute pancreatitis)	<input type="radio"/>
Continuous pain (patient reports absence of pain-free episodes, either with or without therapy; possibly additional attacks of acute pancreatitis)	<input type="radio"/>
<b>2 Pain Control</b>	
No medication	<input type="radio"/>
Use of nonopioid drugs or use of mild opioids (WHO Step 1 or 2)	<input type="radio"/>
Use of potent opioids (WHO Step 3) or endoscopic intervention	<input type="radio"/>
<b>3 Surgical Intervention</b>	
Pancreatic surgical intervention for any reason	<input type="radio"/>
<b>4 Exocrine insufficiency</b>	
Absence of exocrine insufficiency	<input type="radio"/>
Presence of mild, moderate, or unproven exocrine insufficiency not requiring enzyme supplementation (including patient reports of intermittent diarrhea)	<input checked="" type="radio"/>
Presence of proven exocrine insufficiency (according to exocrine function tests) or presence of marked exocrine insufficiency defined as steatorrhea (>7g fat/24 h), normalized or markedly reduced by enzyme supplementation	<input type="radio"/>
<b>5 Endocrine insufficiency</b>	
Absence of diabetes mellitus	<input checked="" type="radio"/>
Presence of diabetes mellitus	<input type="radio"/>
<b>6 Morphologic status on pancreatic imaging</b> (according to the Cambridge Specification)	
Normal	<input type="radio"/>
Equivocal	<input type="radio"/>
Mild	<input type="radio"/>
Moderate	<input type="radio"/>
Marked	<input checked="" type="radio"/>

This page appears


**Patient Score Card History**

Date	Severity Index	Score	Severity Level
7 October 2009	M-ANNHEIM D	16	Marked
7 October 2009	M-ANNHEIM B	10	Increased
8 October 2009	M-ANNHEIM C	11	Advanced

To view score card explanation – select click here – new window open up

<a href="#">Click here to view</a>	<p><b>Table 7. M-ANNHEIM pancreatic imaging criteria for US, CT, MRI/MRCP, and EUS based on imaging features as defined by the Cambridge classification</b></p>
------------------------------------	---

To go back to the home page

Select the icon – press enter	
-------------------------------	---

To request a patient transfer – A patient that was registered on the database by another Dr – and the patient has now come to see you.

<p>Step 1</p> <p>Select – All patients – then</p> <p>Enter the patients details</p> <p>– press Search</p>	<div style="border: 1px solid #ccc; padding: 5px;"> <p style="text-align: right; color: #0070C0;">Search the Registry</p> <p><b>Search Patients</b></p> <p>First Name <input type="text"/></p> <p>Surname <input type="text"/></p> <p>ID Number <input type="text"/></p> <p>Telephone <input type="text"/></p> <p>Filter By <span style="margin-left: 20px;"><input type="radio"/> My Patients</span> <span style="margin-left: 20px;"><input checked="" type="radio"/> All Patients</span></p> <p style="text-align: left;"><input style="background-color: #70AD47; color: white; padding: 2px 5px; border: none; border-radius: 3px; cursor: pointer; margin-right: 5px;" type="button" value="Search"/> <input style="width: 20px; height: 15px; border: 1px solid #ccc;" type="text"/></p> </div>
---	--

<p>Step 2</p> <p>Select the patient – request transfer.</p> <p>Current Physician will receive a request – He will then accept or reject your request</p>	<table border="1" style="width: 100%; border-collapse: collapse;"> <thead> <tr style="background-color: #f2f2f2;"> <th style="text-align: left;">First Name</th> <th style="text-align: left;">Surname</th> <th style="text-align: left;">DOB</th> <th style="text-align: left;">Date Added</th> <th></th> </tr> </thead> <tbody> <tr> <td>Solomon Moloko</td> <td>Molwantwa</td> <td>01/07/1962</td> <td>11/09/2009</td> <td style="text-align: right;"><input style="background-color: #70AD47; color: white; padding: 2px 5px; border: none; border-radius: 3px; cursor: pointer;" type="button" value="Request Transfer"/></td> </tr> <tr> <td>Kenneth</td> <td>Sithole</td> <td>17/10/1968</td> <td>08/09/2009</td> <td style="text-align: right;"><input style="background-color: #70AD47; color: white; padding: 2px 5px; border: none; border-radius: 3px; cursor: pointer;" type="button" value="Request Transfer"/></td> </tr> <tr> <td>Deenayalan</td> <td>Govender</td> <td>16/01/1966</td> <td>08/09/2009</td> <td style="text-align: right;"><input style="background-color: #70AD47; color: white; padding: 2px 5px; border: none; border-radius: 3px; cursor: pointer;" type="button" value="Request Transfer"/></td> </tr> <tr> <td>test</td> <td>test</td> <td>01/01/1920</td> <td>08/10/2009</td> <td style="text-align: right;"> <input style="background-color: #70AD47; color: white; padding: 2px 5px; border: none; border-radius: 3px; cursor: pointer;" type="button" value="View"/> <input style="background-color: #70AD47; color: white; padding: 2px 5px; border: none; border-radius: 3px; cursor: pointer;" type="button" value="Follow up"/> </td> </tr> <tr> <td>def</td> <td>abc</td> <td>24/06/1963</td> <td>07/10/2009</td> <td style="text-align: right;"> <input style="background-color: #70AD47; color: white; padding: 2px 5px; border: none; border-radius: 3px; cursor: pointer;" type="button" value="View"/> <input style="background-color: #70AD47; color: white; padding: 2px 5px; border: none; border-radius: 3px; cursor: pointer;" type="button" value="Follow up"/> </td> </tr> <tr> <td>gee</td> <td>dee</td> <td>01/01/1920</td> <td>11/09/2009</td> <td style="text-align: right;"><input style="background-color: #70AD47; color: white; padding: 2px 5px; border: none; border-radius: 3px; cursor: pointer;" type="button" value="Request Transfer"/></td> </tr> </tbody> </table>	First Name	Surname	DOB	Date Added		Solomon Moloko	Molwantwa	01/07/1962	11/09/2009	<input style="background-color: #70AD47; color: white; padding: 2px 5px; border: none; border-radius: 3px; cursor: pointer;" type="button" value="Request Transfer"/>	Kenneth	Sithole	17/10/1968	08/09/2009	<input style="background-color: #70AD47; color: white; padding: 2px 5px; border: none; border-radius: 3px; cursor: pointer;" type="button" value="Request Transfer"/>	Deenayalan	Govender	16/01/1966	08/09/2009	<input style="background-color: #70AD47; color: white; padding: 2px 5px; border: none; border-radius: 3px; cursor: pointer;" type="button" value="Request Transfer"/>	test	test	01/01/1920	08/10/2009	<input style="background-color: #70AD47; color: white; padding: 2px 5px; border: none; border-radius: 3px; cursor: pointer;" type="button" value="View"/> <input style="background-color: #70AD47; color: white; padding: 2px 5px; border: none; border-radius: 3px; cursor: pointer;" type="button" value="Follow up"/>	def	abc	24/06/1963	07/10/2009	<input style="background-color: #70AD47; color: white; padding: 2px 5px; border: none; border-radius: 3px; cursor: pointer;" type="button" value="View"/> <input style="background-color: #70AD47; color: white; padding: 2px 5px; border: none; border-radius: 3px; cursor: pointer;" type="button" value="Follow up"/>	gee	dee	01/01/1920	11/09/2009	<input style="background-color: #70AD47; color: white; padding: 2px 5px; border: none; border-radius: 3px; cursor: pointer;" type="button" value="Request Transfer"/>
First Name	Surname	DOB	Date Added																																	
Solomon Moloko	Molwantwa	01/07/1962	11/09/2009	<input style="background-color: #70AD47; color: white; padding: 2px 5px; border: none; border-radius: 3px; cursor: pointer;" type="button" value="Request Transfer"/>																																
Kenneth	Sithole	17/10/1968	08/09/2009	<input style="background-color: #70AD47; color: white; padding: 2px 5px; border: none; border-radius: 3px; cursor: pointer;" type="button" value="Request Transfer"/>																																
Deenayalan	Govender	16/01/1966	08/09/2009	<input style="background-color: #70AD47; color: white; padding: 2px 5px; border: none; border-radius: 3px; cursor: pointer;" type="button" value="Request Transfer"/>																																
test	test	01/01/1920	08/10/2009	<input style="background-color: #70AD47; color: white; padding: 2px 5px; border: none; border-radius: 3px; cursor: pointer;" type="button" value="View"/> <input style="background-color: #70AD47; color: white; padding: 2px 5px; border: none; border-radius: 3px; cursor: pointer;" type="button" value="Follow up"/>																																
def	abc	24/06/1963	07/10/2009	<input style="background-color: #70AD47; color: white; padding: 2px 5px; border: none; border-radius: 3px; cursor: pointer;" type="button" value="View"/> <input style="background-color: #70AD47; color: white; padding: 2px 5px; border: none; border-radius: 3px; cursor: pointer;" type="button" value="Follow up"/>																																
gee	dee	01/01/1920	11/09/2009	<input style="background-color: #70AD47; color: white; padding: 2px 5px; border: none; border-radius: 3px; cursor: pointer;" type="button" value="Request Transfer"/>																																

### Support

The E2 call centre operates from 0800 to 1630 – Monday to Friday – 011 – 3409100 – ask for Bradley. Or e-mail [brad@e2.co.za](mailto:brad@e2.co.za)